



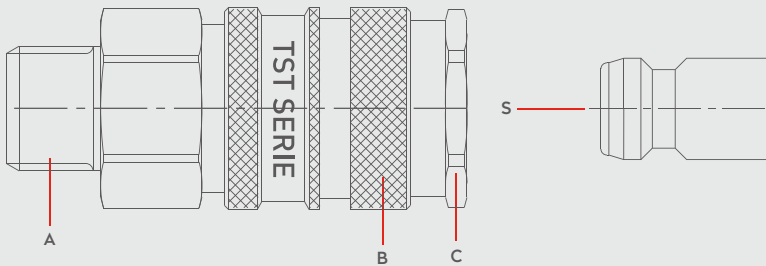
PNEUMATIC COUPLINGS
PNEUMATISCHE KUPPLUNGEN

SERIE 015

DN5




Materials




Material Code

- A = Brass Nickel Plated
- B = Brass Nickel Plated
- C = Brass Nickel Plated
- S = Brass Nickel Plated

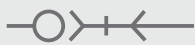


0 - 35 bar
(0-508 PSI)



-20° to + 100°C (NBR)
-4° to + 212°F

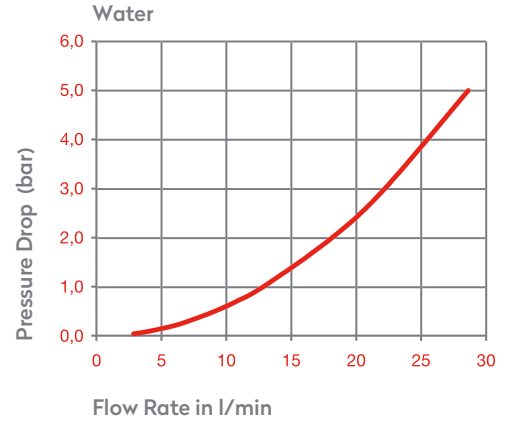
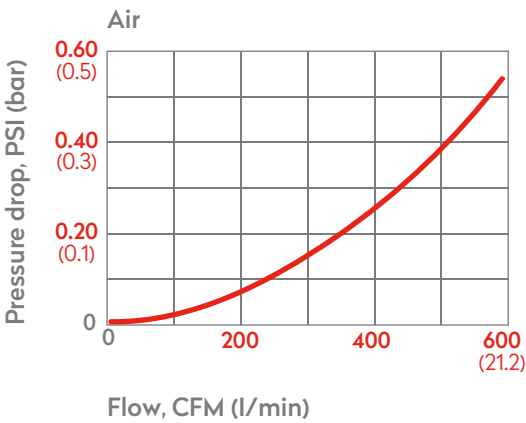
Shut Off Type




OM 178 - 00765
OM 200 - 00450

FLOW 580 lt/min

DN 5 mm

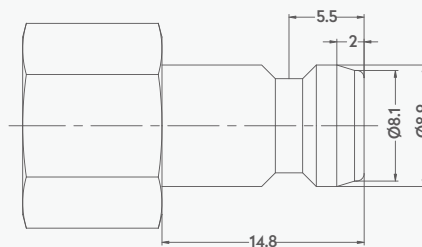


Options

FPM

AISI316
Stainless Steel

Plug Profile Serie 015

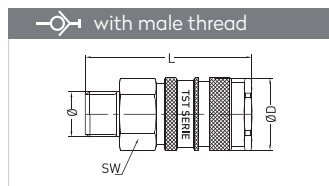


Compatible with

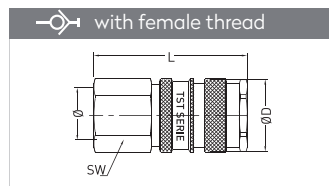
- TST 060 Paradisi
- CEJN 220



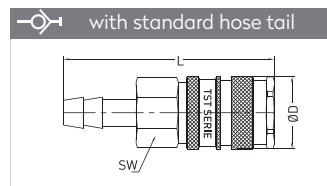
QUICK COUPLINGS SCHNELLKUPPLUNGEN



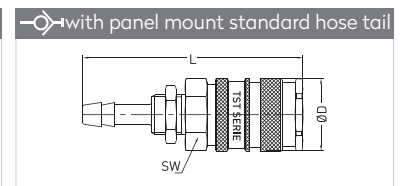
Connection	Part No.	SW	L	ØD
BSP 1/8"	015 EG 10	14	37	16
BSP 1/4"	015 EG 13	17	39	16
BSP 3/8"	015 EG 17	19	39	16
NPT 1/8"	015 TG 10	14	39	16
NPT 1/4"	015 TG 13	17	42	16
NPT 3/8"	015 TG 17	19	45	16



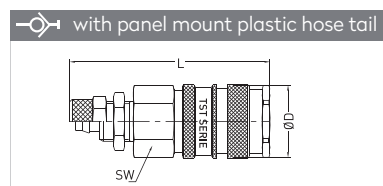
Connection	Part No.	SW	L	ØD
BSP 1/8"	015 DG 10	14	36,5	16
BSP 1/4"	015 DG 13	17	38,5	16
BSP 3/8"	015 DG 17	19	38,5	16
NPT 1/8"	015 NG 10	14	38,5	16
NPT 1/4"	015 NG 13	17	41,5	16
NPT 3/8"	015 NG 17	19	41,5	16



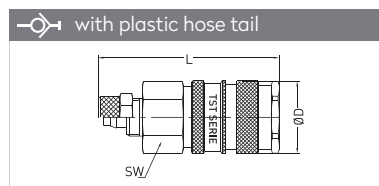
Connection	Part No.	SW	L	ØD
4 mm - 1/6"	015 HG 04	14	47	16
6 mm - 1/4"	015 HG 06	14	47	16
8 mm - 5/16"	015 HG 08	14	47	16
9 mm - 5/14"	015 HG 09	14	47	16
10 mm - 3/8"	015 HG 10	14	47	16



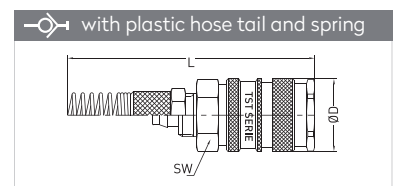
Connection	Part No.	SW	L	ØD
4 mm - M 10x1	015 MG 04	14	61	16
5 mm - M 12x1	015 MG 05	17	61	16
6 mm - M 12x1	015 MG 06	17	61	16
8 mm - M 12x1	015 MG 08	17	61	16
10 mm - M 14x1	015 MG 10	17	61	16



Connection	Part No.	SW	L	ØD
4 x 6 mm - M 10x1	015 SG 04	14	55	16
6 x 8 mm - M 12x1	015 SG 06	17	55	16

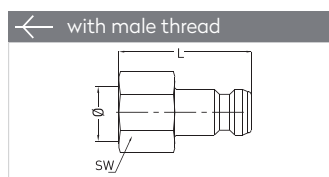


Connection	Part No.	SW	L	ØD
4 x 6 mm - M 10x1	015 PG 04	14	43	16
6 x 8 mm - M 12x1	015 PG 06	14	43	16

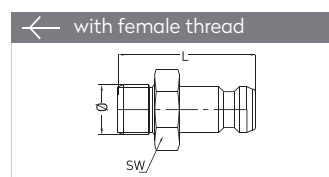


Connection	Part No.	SW	L	ØD
4 x 6 mm - M 10x1	021 YG 04	14	119,5	16
6 x 8 mm - M 12x1	021 YG 06	14	124,5	16

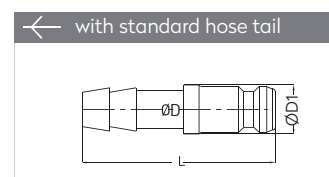
PLUGS STECKNIPPEL



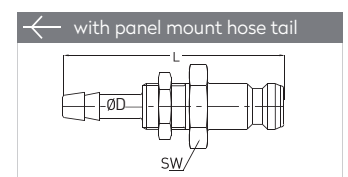
Connection	Part No.	SW	L
BSP 1/8"	015 DU 10	13	25
BSP 1/4"	015 DU 13	17	31
BSP 3/8"	015 DU 17	20	32
NPT 1/8"	015 NU 10	13	26
NPT 1/4"	015 NU 13	17	31
NPT 3/8"	015 NU 17	20	32



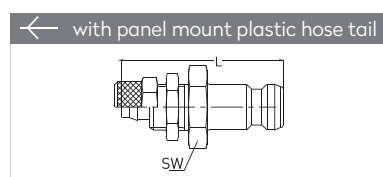
Connection	Part No.	SW	L
BSPT 1/8"	015 RU 10	11	28
BSPT 1/4"	015 RU 13	14	32
BSPT 3/8"	015 RU 17	17	34
NPT 1/8"	015 TU 10	11	28
NPT 1/4"	015 TU 13	14	33
NPT 3/8"	015 TU 17	17	34



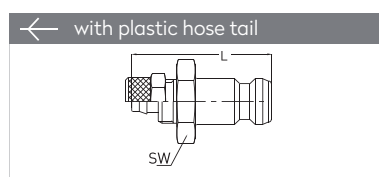
Connection	Part No.	L	ØD
4 mm - 1/6"	015 HU 04	33	9
5 mm - 1/5"	015 HU 05	33	9
6 mm - 1/4"	015 HU 06	33	9
8 mm - 5/16"	015 HU 08	33	9
9 mm - 5/14"	015 HU 09	37,5	10
10 mm - 3/8"	015 HU 10	37,5	12



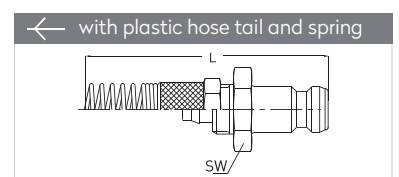
Connection	Part No.	SW	L
4 mm - M 10x1	015 MU 04	14	47
5 mm - M 12x1	015 MU 05	14	47
6 mm - M 12x1	015 MU 06	14	47
8 mm - M 12x1	015 MU 08	14	47
9 mm - M 12x1	015 MU 09	14	47
10 mm - M 14x1	015 MU 10	17	47



Connection	Part No.	SW	L
4 x 6 mm - M 10x1	015 SU 04	14	44
6 x 8 mm - M 12x1	015 SU 06	17	44



Connection	Part No.	L	ØD
4 x 6 mm - M 10x1	015 PU 04	32	10
6 x 8 mm - M 12x1	015 PU 06	32	12



Connection	Part No.	L	ØD
4 x 6 mm - M 10x1	015 YU 04	110,5	10
6 x 8 mm - M 12x1	015 YU 06	112,5	12